

THE OCT JOURNEY

1

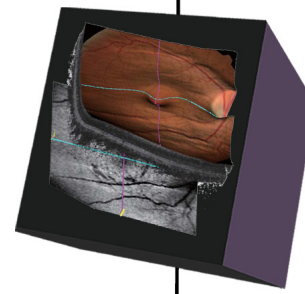
You place your chin on the chinrest of the device

2

The device will take numerous scans of your eyes which will take just a few minutes (nothing touches your eye at all)

3

Your Optometrist will discuss your scans with you.



Early detection of diseases such as:

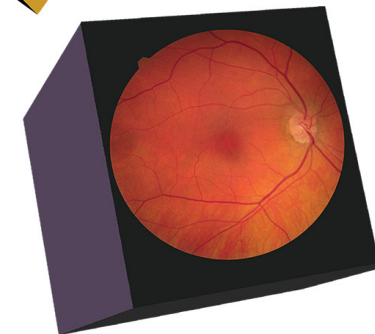
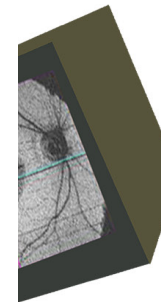


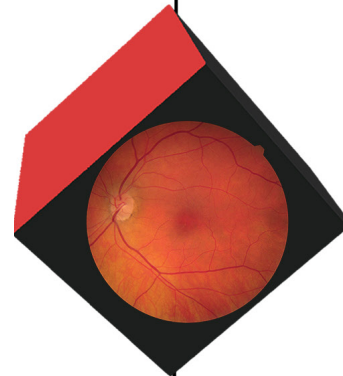
Glaucoma

Diabetes

Age Macular Degeneration

Retinal Detachments


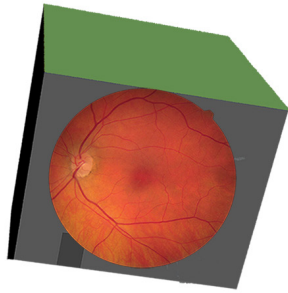
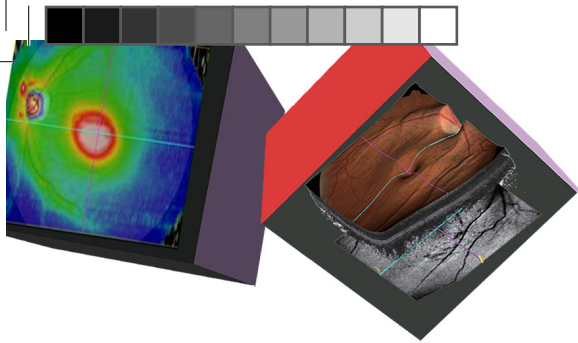
And much more...



SEE MORE
THAN BEFORE

With the OCT health scan

we can detect numerous diseases such as Diabetes, Glaucoma, Age Related Macular Degeneration & much more...



Your eyes are quite extraordinary...

During an eye examination, an Optometrist routinely studies the whole of the eye to look for any sign of abnormalities. Following our new OCT service, we are now able to scan the back of your eye in incredible detail from the top surface of your retina down to the underlying surfaces, not visible to us by other means.

OCT is an innovative imaging technique used to obtain high resolution 3D images of your retina. Our state of the art OCT imaging system provides exquisite details of retinal microstructures to assist in early detection & monitoring of various retinal diseases including Glaucoma, Diabetic Retinopathy, Age Related Macular Degeneration and a great deal more...

What is an OCT health check?

An Optical Coherence Tomography instrument allows us to see beneath the surface of the back of your eye which allows us to detect any sign of problems or disease. OCT instruments use very advanced technology to detect abnormalities at an incredibly early stage. You will find OCT's in most hospital eye departments and the results that can be obtained are incredibly detailed.

Why should I have it?

Having an OCT health check in combination with your normal eye test will allow us to obtain the most detailed information about your overall eye health. Early detection will lead to timely treatment and better outcomes for the health of your eye and your overall health.

What happens to my images?

Your images will be stored on file, so that when you see us again for your next appointment, we can compare your images to see if anything has changed.

What happens during my scan?

You are simply required to sit in one position and look at a target placed in front of you. The scan will end with a camera flash.

Is OCT suitable for children?

Yes, children can undergo an OCT scan if this is of interest to the parent or guardian.

How long does it take?

The OCT scan is a very quick process and should take no longer than a few minutes.

